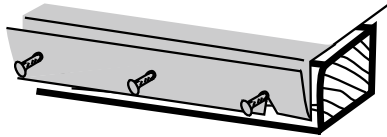
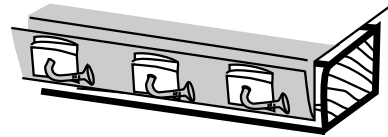


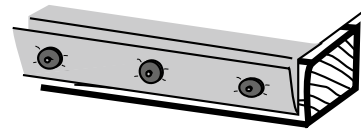
Fixing Plastic Sheeting to Wood




✗
Nail will tear sheet



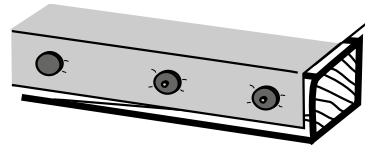
✓
bending nails, using washers or bottle caps is better



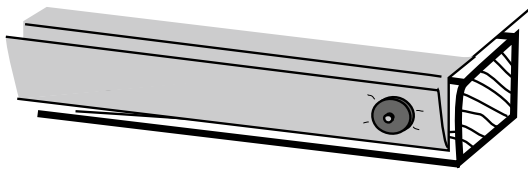
✓✓
Double fold sheet over wood before fixing



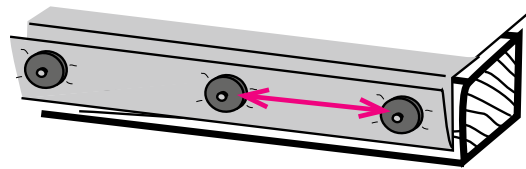
✗
Too close to edge



✓
Fold sheet over wood before fixing
Ikat lembaran diatas kayu sebelum pemasangan



✗ Fixtures too far
Sambungan terlalu jarang




✓ fixtures 6"-12" apart
Jarak sambungan 6"-12"

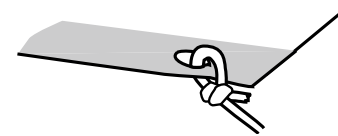
Fixing to Rope




✗
no reinforcement



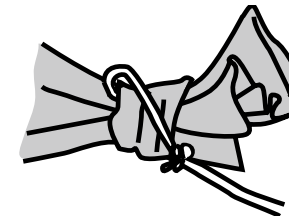
✓
rope through eyelet



✓✓
rope through reinforcement band

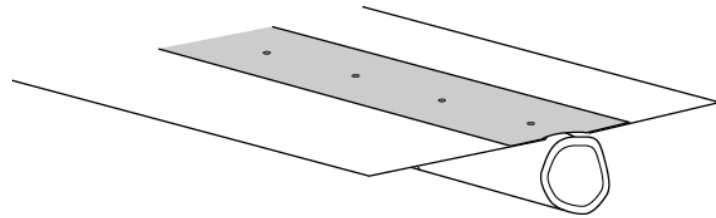


✓✓
place stone inside

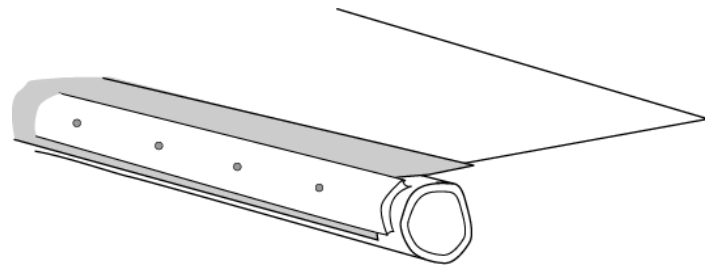


✓✓
make knot with rope inside

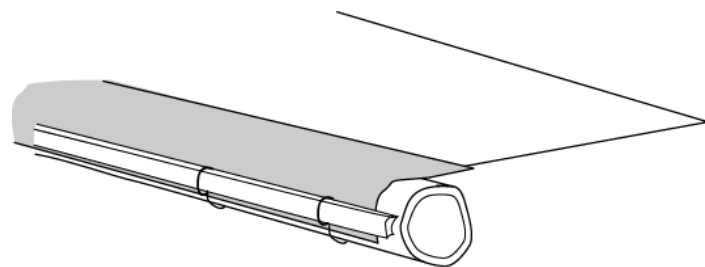
Fixing Plastic Sheeting to Bamboo



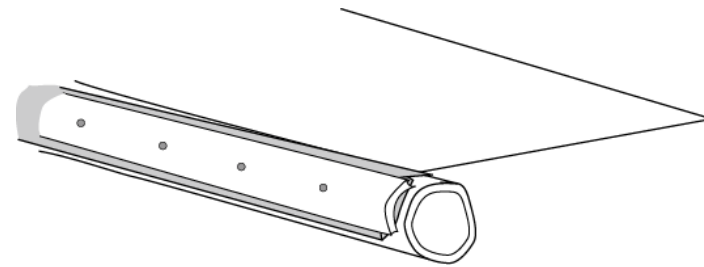
✗ nailed straight through plastic



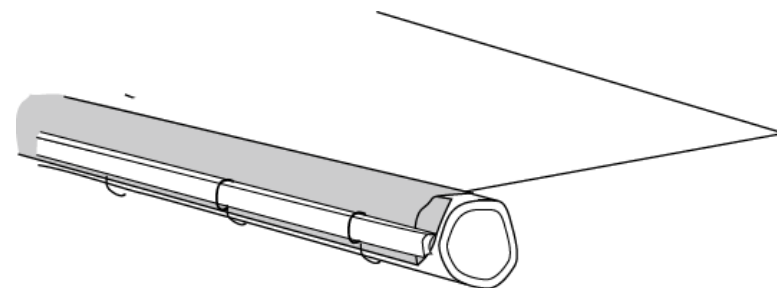
✓ wired (better) or nailed through section of bamboo



✓ wire looped around batten passed through hole in the sheet and wrapped around the pole



✓✓ plastic sheeting folded over then wired (better) or nailed through section of bamboo



✓✓ plastic sheet folded back on itself, then wire looped around batten passed through hole in the sheet and wrapped around the pole



Shelter Cluster Philippines

ShelterCluster.org

Coordinating Humanitarian Shelter