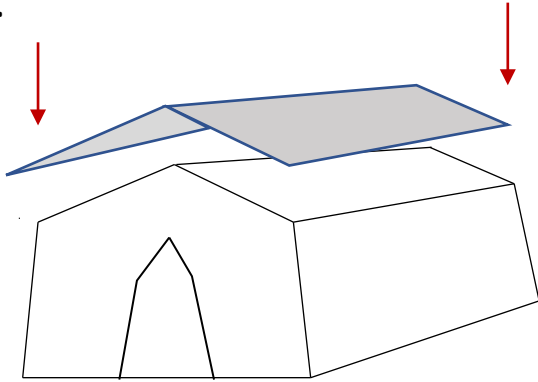


If covering your tent with a tarpaulin try to create an air gap using plastic bottles or other light weight material. Good ventilation will reduce the heat and condensation causing moulds and breathing problems.

1.



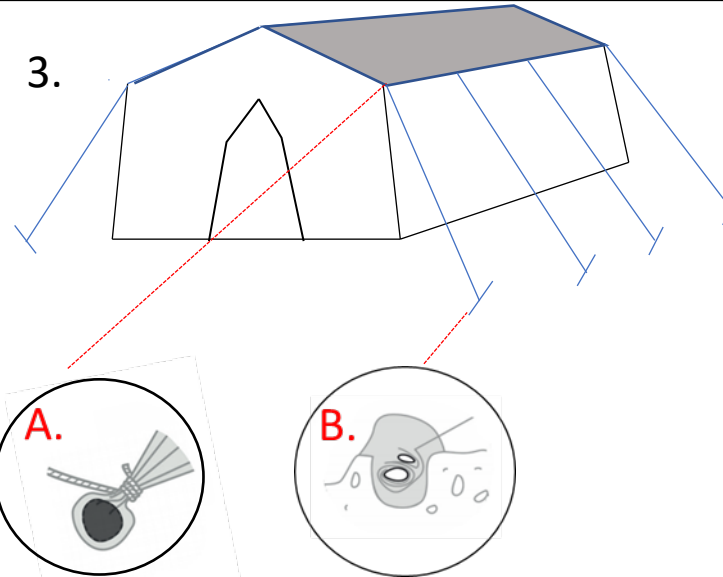
Lay the tarp over the tent

2.



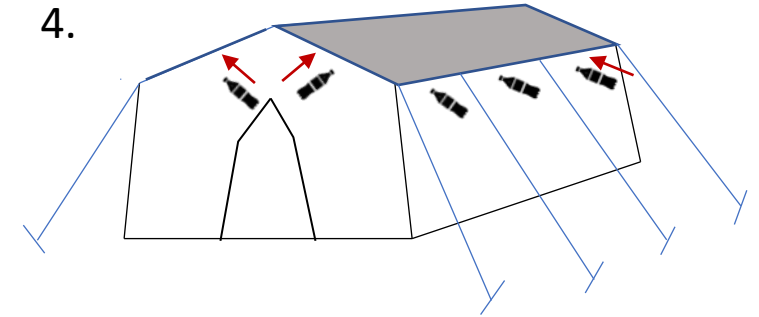
Unravel the rope to 3 strands

3.



- A. Wrap the tarp around a small stone and tie the rope around the tarp and stone
- B. Anchor the rope to the ground. Using a peg or tie the rope around a stone and bury underground. Repeat as many times as possible

4.



Insert as many plastic bottles as possible so they rest between the tarp and tent. Other light weight materials will work such as old mattress foam



ShelterBox

Rotary



All humanitarian aid is free. No sexual or other favour may be requested in exchange for humanitarian assistance.